










# GLACIER STONEGATE - TUMBLED

## SPECIFICATIONS

THIN VENEER  FULL VENEER

	ORIGIN	WISCONSIN LIMESTONE
	INFO	100% SPLITFACE, MACHINE CUT VENEER (TUMBLED, ROUNDED EDGES)
	PATTERN	NATURAL, RANDOM ASHLAR
	COLOR	SILVER, LIGHT-DARK GRAY & BLUE
	AREA	37 - 40 SQFT / TON (FULL) 12-15 LBS/SQFT (THIN)
	HEIGHT	RANDOM 2' - 9'
	LENGTH	6" - 24" THIN VENEER CORNERS: 6"-13"
	WIDTH	FULL: 3"-5" (4") THIN: 3/4" - 1 1/2"
	DENSITY	173, 175 LB/FT <sup>3</sup>



### ASTM - C170

### COMPRESSIVE STRENGTH

23,530	24,970 PSI	PERPENDICULAR TO RIFT, WET
31,010	26,360 PSI	PERPENDICULAR TO RIFT, DRY
26,050	25,110 PSI	PARALLEL TO RIFT, WET
28,300	29,220 PSI	PARALLEL TO RIFT, DRY

### ASTM - C97

### ABSORPTION & SPECIFIC GRAVITY

.32%	0.57%	WATER ABSORPTION
2.80	2.76	BULK SPECIFIC GRAVITY

### ASTM - C880

### FLEXURAL STRENGTH

1,100 - 1,640 PSI	AVERAGE FLEXURAL STRENGTH, WET
1,430 - 2,040 PSI	AVERAGE FLEXURAL STRENGTH, DRY